

# CONCUSSION CARE - NEXT STEPS

---

## Using the ImPACT Passport® App

You or your loved one have recently completed **ImPACT, ImPACT Pediatric, or ImPACT Quick Test** testing as part of a comprehensive concussion care evaluation.

### Now what?

Your test scores are saved in a clinical report intended for a trained healthcare provider. It's important that **concussion care providers can access your clinical report when you need help** as you won't have direct access to it due to its clinical nature. Your ImPACT Passport ID is a key that helps your trained healthcare provider unlock your clinical data.

For that reason, ImPACT Applications developed **ImPACT Passport - your personal concussion care app.**



### ImPACT Passport allows you to:

- Store your unique testing ID
- Find a concussion care provider near you
- Record symptoms
- Grant healthcare providers access to your data

# CONCUSSION CARE - NEXT STEPS

## Using the ImPACT Passport® App

### Where to get your Passport ID?

An ImPACT Passport ID will be provided on your test completion screen and via email, which you can choose to send to your preferred email. Make sure to enter your ImPACT Passport ID into your ImPACT Passport app.



ImPACT Passport ID: W3KU-2IV3-MLTX

Upon ImPACT Pediatric or ImPACT Quick Test testing completion, ask the healthcare provider who administered the test to give you your (or your loved one's) ImPACT Passport ID. Make sure to enter your ID into your ImPACT Passport app.

### How to get ImPACT Passport?

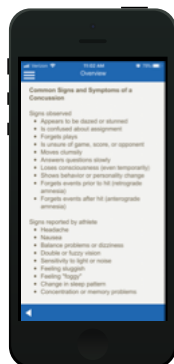


ImPACT Passport is available for download at Apple App Store and Google Play

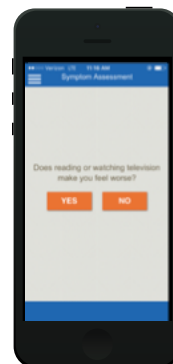
### What to do with ImPACT Passport?



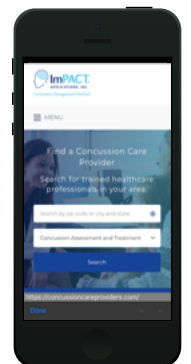
Save your ImPACT Passport ID to grant access to your clinical report



Learn about concussion signs and symptoms



Report symptoms so your healthcare provider can review them real-time



Find a concussion care provider near you